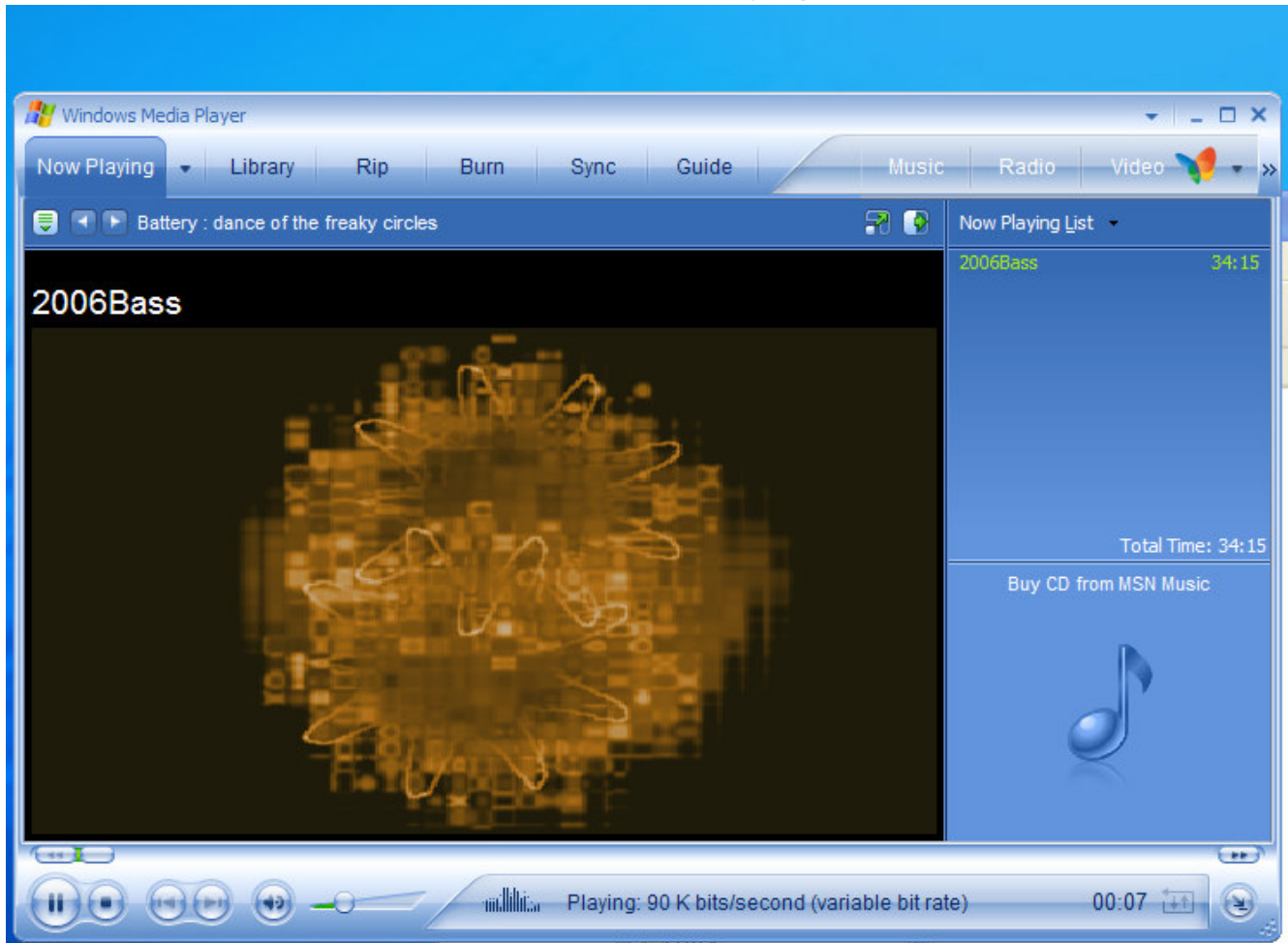


如何燒音樂 CD

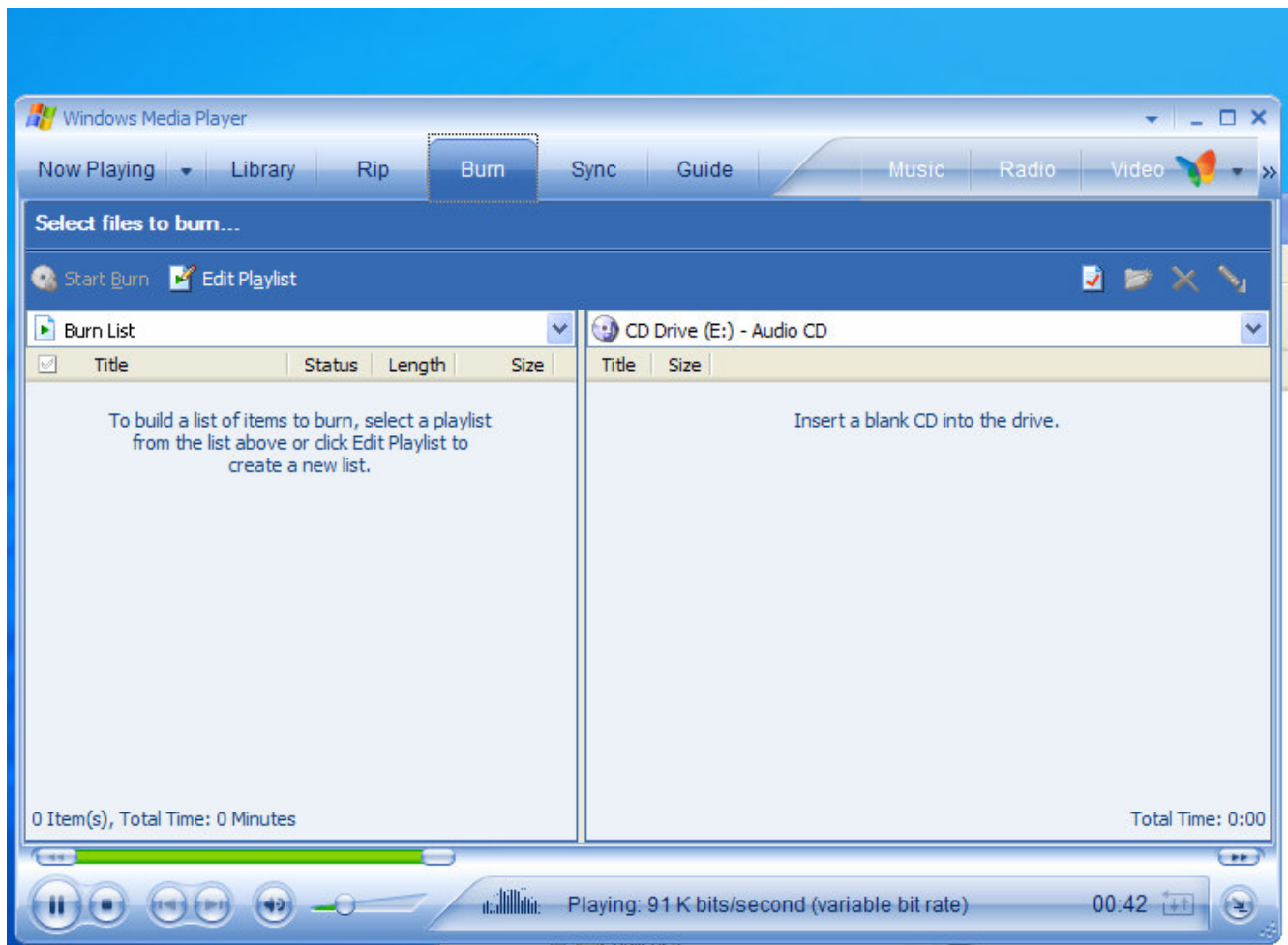
(黃膺超 11/05/2006)

你的電腦得有 CD-ROM burner. 通常 CD-ROM burner 都附有燒錄軟體。筆者認為 Windows Media Player 應該是一種易懂易學軟體，特別是用在音樂 CD 燒錄。

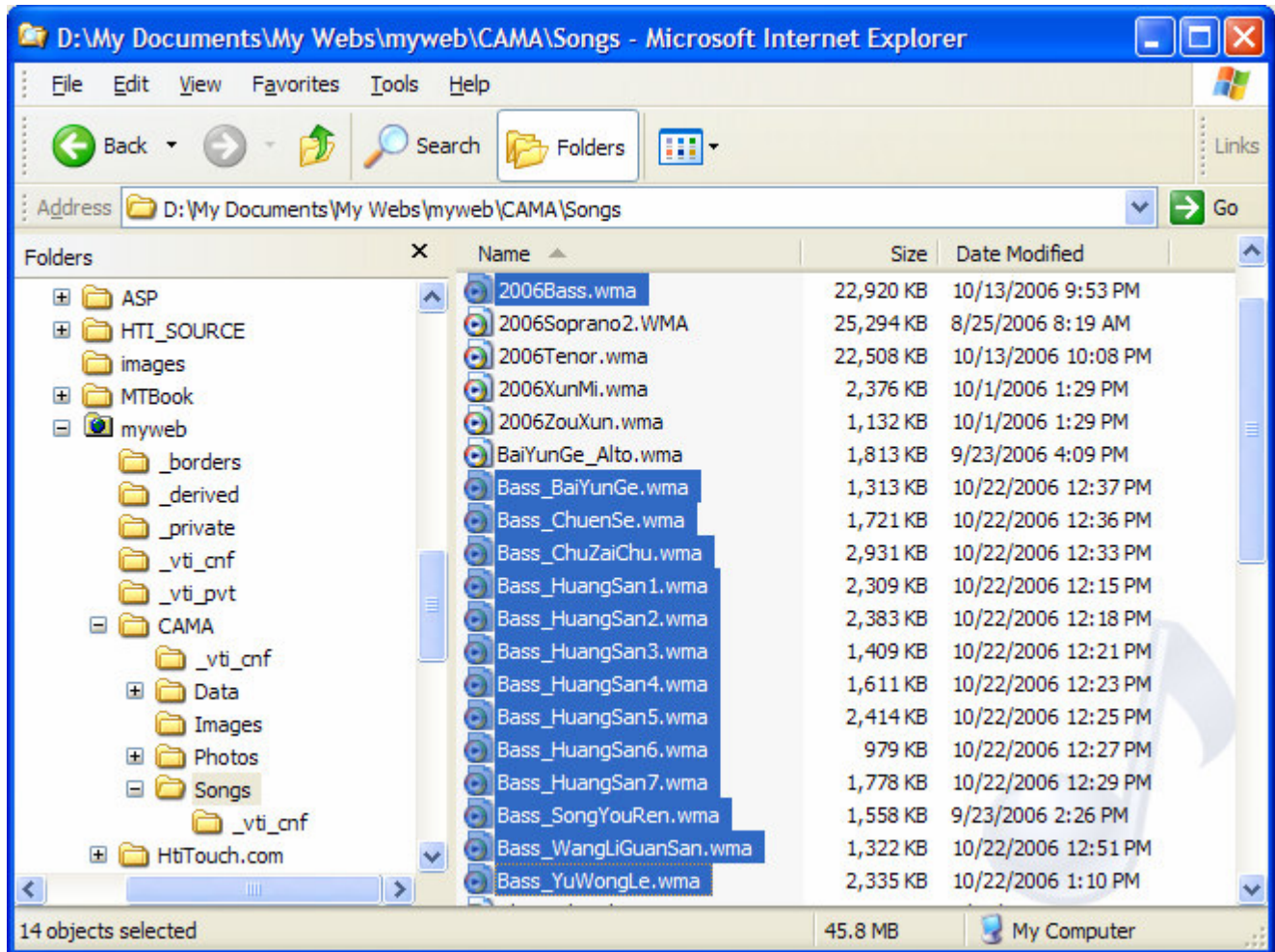
首先你得從網站上下載音樂，下載音樂是一種 wma(Windows Media Audio)的音樂資料檔，你得儲存音樂資料檔在你自己的電腦上。例如:下載[黃山 Bass](#)(詹硯文)得到 *2006Bass.wma* 音樂資料檔，利用 Windows Explore 找到你的音樂資料檔，Double-click 在音樂資料檔上，Windows Media Player 就會 pop up and play the song. The menu selection shows “*Now Playing*” and the client window shows *2006Bass* that is playing.



Click the menu “Burn”, the Windows Media Player shows another screen and displays the “*Select files to burn...*”. The List Plane indicates “*To build a list of items to burn, select a playlist from the list above or click Edit Playlist to create a new list.*”. There are no files listed in the List Plane that means nothing to burn yet. The right plane shows *CD Drive(E:) – Audio CD* and indicates “*Insert a blank CD into the drive.*”. The next step, we have to bring in some music files into the List Plane and insert a blank CD into the CD-ROM drive.



Use the Windows Explorer to locate the song files. Click the wma file that you want to burn. You can either drag a wma file into the Media Player list plane one by one; or, you can select a group of files and drag them all together into the list plane. Doing group files selection is: hold down the Ctrl (control) key on the keyboard, then click on each file. Once selection is done, you can release the Ctrl key. Drag the grouped files into the list plane of the Media Player all by once.



The order in the list plane will be the order of the tracks (chapters) on the CD. This track/chapter order influences the playing order when CD plays in a CD player. In Media Player, within the list plane, you can drag the file up and down to re-arrange the order. You can drag the same file(s) again and again into the list plane such that the specific song will play multiple times. A regular CD-R has 700MB (mega bytes), or 80 minutes of music to play. You will have plenty room for songs to burn into one CD. I have broken the *2006Bass.wma* into seven (7) pieces of wma files, by using Movie Maker, that represents 7 songs of 黃山組曲. Place a blank CD into the CD-ROM burner. Click the “**Start Burn**” button and these are all you have to do!

